

CARACTÉRISTIQUES TECHNIQUES

CONFORMITÉ AUX NORMES

EN 60598-1 - EN 60598-2-5 - DIN 18032-3

MATÉRIAUX ET FINITIONS

Corps :	matière thermoplastique à injection de couleur gris fumé
Parabole :	en aluminium 99,85 brillant et oxydé anodiquement
Ecran :	Horus 1 et Horus 2 : 8J - Horus 3 : 10J
Joint :	silicone
Vis :	acier inox
Leviers d'ouverture :	matière thermoplastique à injection de couleur Bleu
Dispositif anticondensation :	filtre à membrane microporeuse (Horus 3)

CÂBLAGE

Groupe d'alimentation :	interne sur plaque en acier zingué
Porte-lampe :	versions à décharge en céramique - versions fluorescentes en technopolymère
Borne d'alimentation :	bipolaire pour câbles de section 2,5 mm ²
Câbles :	flexibles isolés au silicone avec gaine en fibres de verre
Cosφ:	≥ 0,9

ÉQUIPEMENT ET ACCESSOIRES

Patte :	acier zingué et peint
Presse-étoupe :	Horus 1 en technopolymère Pg 11 pour câbles Ø 5,5 - 9,5 mm Horus 2 / Horus 3 Pg 13,5 pour câbles Ø 6,5 - 11,5 mm
Emballage :	carton

RÉSISTANCE AUX AUTRES AGENTS CHIMIQUES CORROSIFS

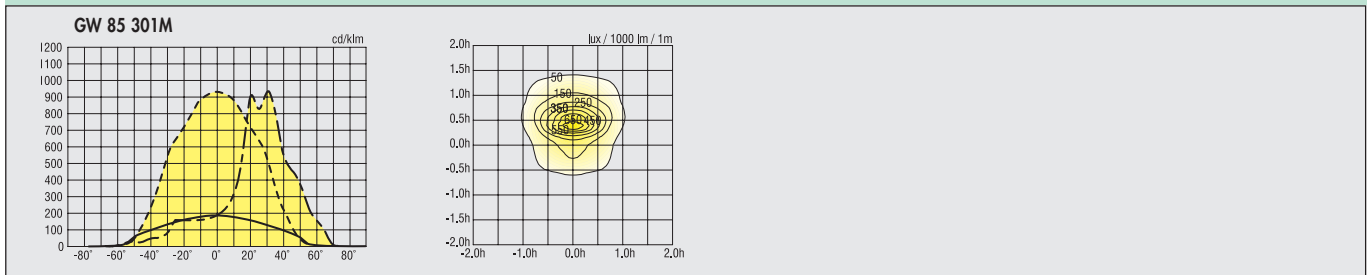
Eau	Climat maritime	Acides	Bases	Cétones	Alcools	Huile silicone	Huiles / Graisses	Essence
Résistant	Résistant	Résistance limitée	Résistance limitée	Résistance limitée	Résistant	Résistant	Résistant	Résistant

Pour la résistance à d'autres agents chimiques, voir la section "Informations techniques générales".

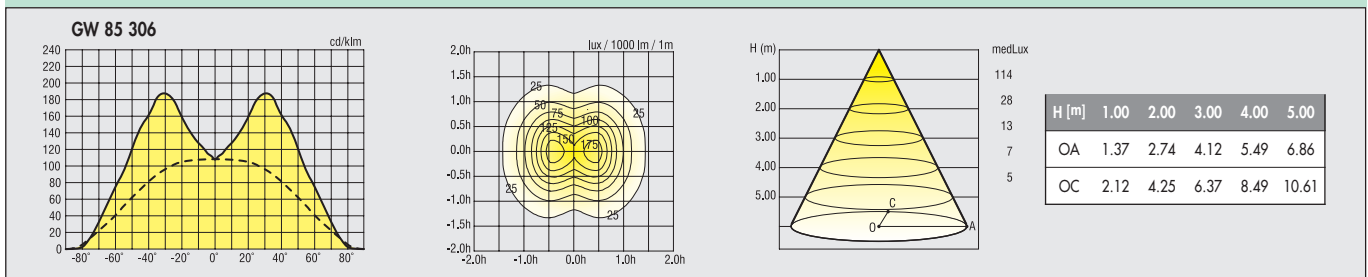
HORUS 1

COURBES PHOTOMÉTRIQUES

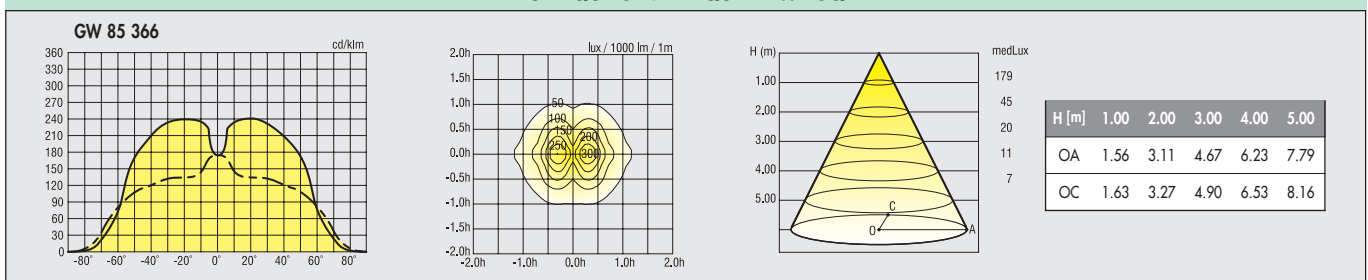
OPTIQUE ASYMÉTRIQUE 70W MD



OPTIQUE SYMÉTRIQUE 2x18W FSD

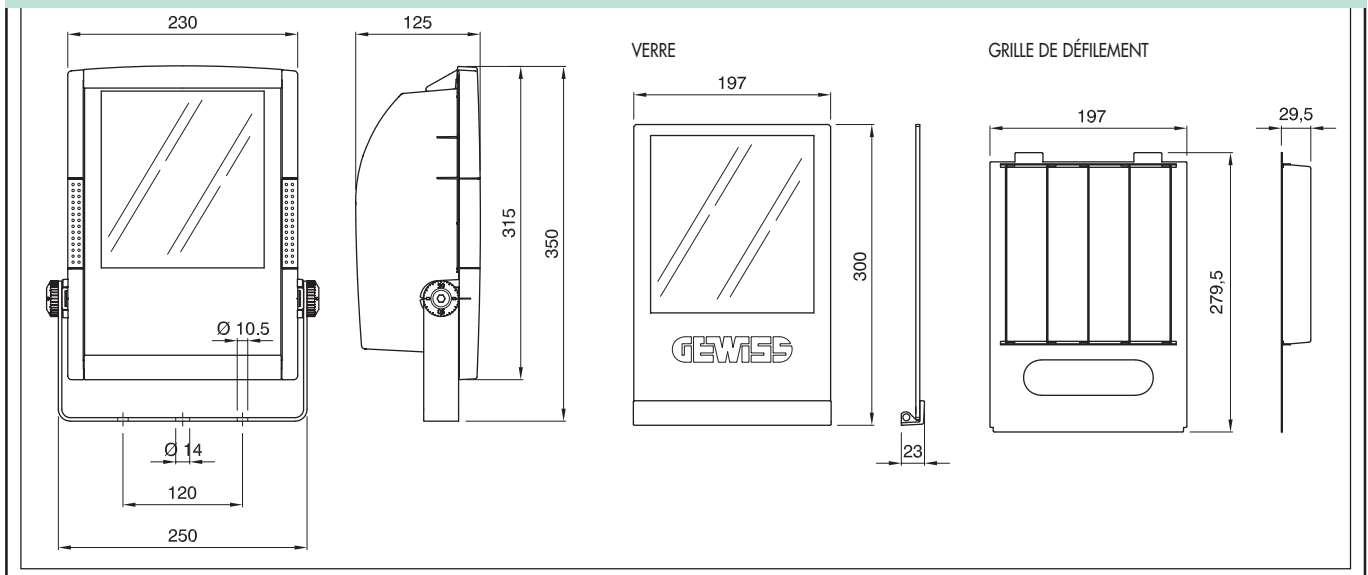


OPTIQUE SYMÉTRIQUE 42W FSQ



TABLEAUX DIMENSIONNELS

HORUS 1

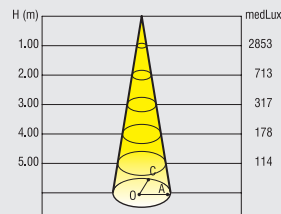
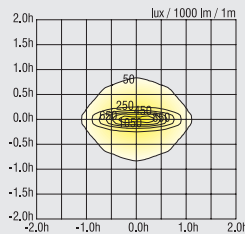
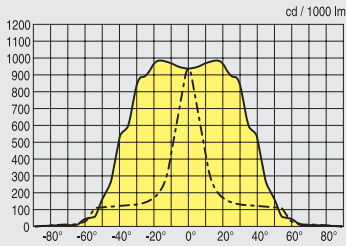


HORUS 2

COURBES PHOTOMÉTRIQUES

OPTIQUE SYMÉTRIQUE 70W MD

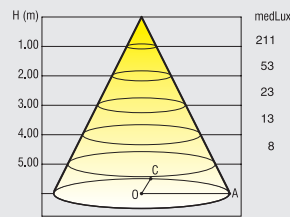
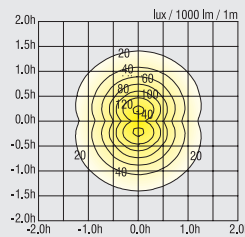
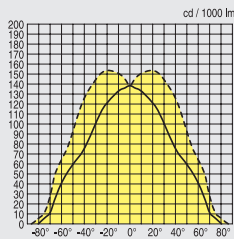
GW 85 001M



H [m]	1.00	2.00	3.00	4.00	5.00
OA	0.16	0.33	0.49	0.66	0.82
OC	0.90	1.80	2.70	3.60	4.50

OPTIQUE SYMÉTRIQUE 4x18W FSD

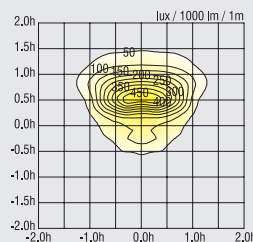
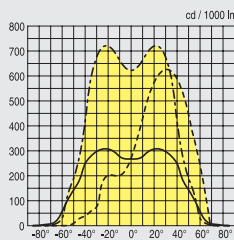
GW 85 006



H [m]	1.00	2.00	3.00	4.00	5.00
OA	1.82	3.65	9.47	7.30	9.12
OC	1.08	2.16	3.23	4.31	5.39

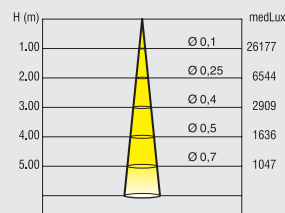
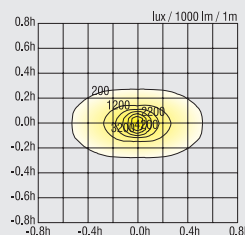
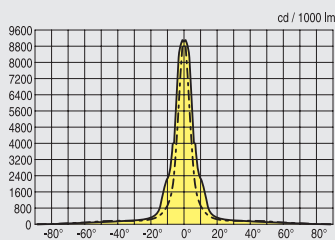
OPTIQUE ASYMÉTRIQUE 70/150W MD/SD

GW 85 031S - GW 85 031M
GW 85 033S - GW 85 033M



OPTIQUE INTENSIVE 70W SD

GW 85 051S



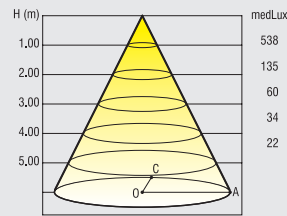
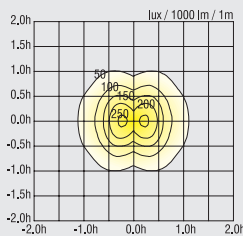
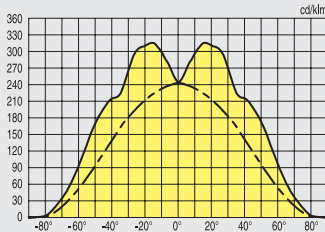
H [m]	1.00	2.00	3.00	4.00	5.00
OA	0.10	0.20	0.30	0.40	0.51
OC	0.12	0.25	0.37	0.50	0.62

HORUS 2

COURBES PHOTOMÉTRIQUES

OPTIQUE SYMÉTRIQUE EXTENSIVE 2x42W FSQ

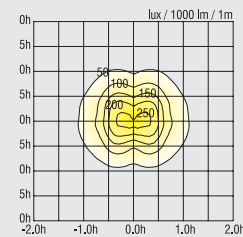
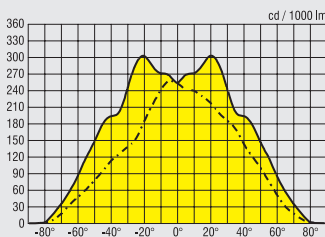
GW 85 066



H [m]	1.00	2.00	3.00	4.00	5.00
OA	0.96	1.93	2.89	3.85	4.82
OC	1.51	3.03	4.54	6.05	7.56

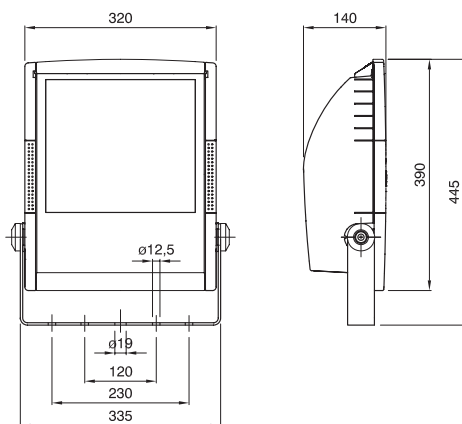
OPTIQUE SYMÉTRIQUE 2x32W FSQ (SECOURS)

GW 85 067



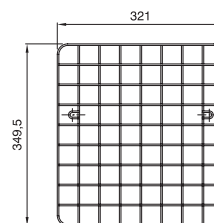
TABLEAUX DIMENSIONNELS

HORUS 2

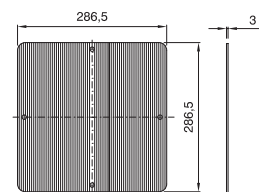


COMPLÉMENTS TECHNIQUES

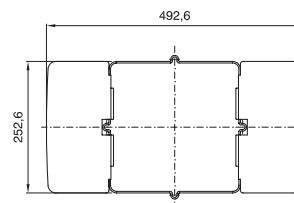
GRILLE DE PROTECTION



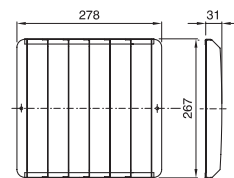
VERRE DIFFUSANT



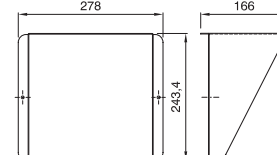
VOLET COUPE-FLUX



GRILLE DE DÉFILEMENT



VISIÈRE

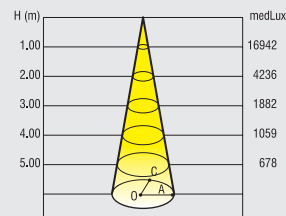
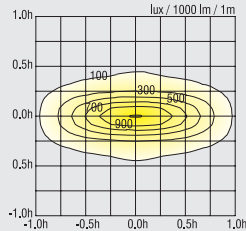
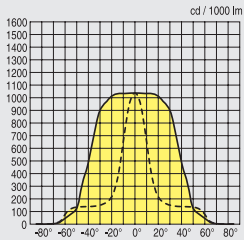


HORUS 3

COURBES PHOTOMÉTRIQUES

OPTIQUE SYMÉTRIQUE EXTENSIVE 250W ST

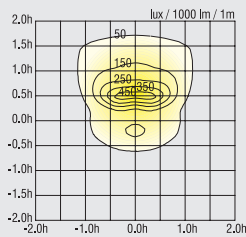
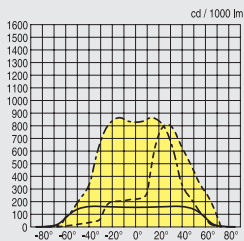
GW 85 101s



H [m]	1.00	2.00	3.00	4.00	5.00
OA	0.18	0.36	0.53	0.71	0.89
OC	0.81	1.63	2.44	3.25	4.06

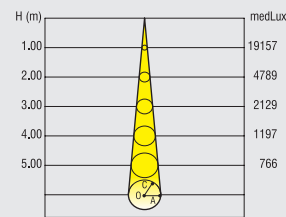
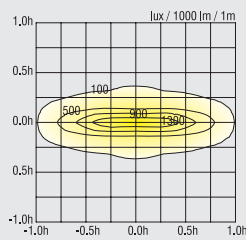
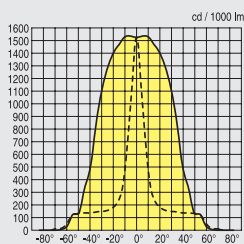
OPTIQUE ASYMÉTRIQUE EXTENSIVE 250/400W MT/ST

GW 85 131S - GW 85 131M
GW 85 133S - GW 85 133M



OPTIQUE SYMÉTRIQUE INTENSIVE 250W MT

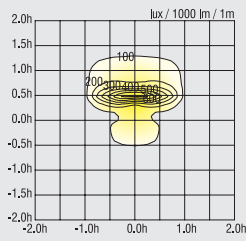
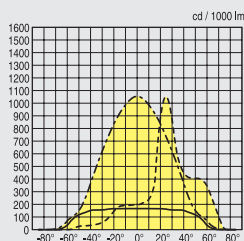
GW 85 201M



H [m]	1.00	2.00	3.00	4.00	5.00
OA	0.09	0.18	0.28	0.37	0.46
OC	0.85	1.71	2.56	3.41	4.27

OPTIQUE ASYMÉTRIQUE INTENSIVE 250/400W MT/ST

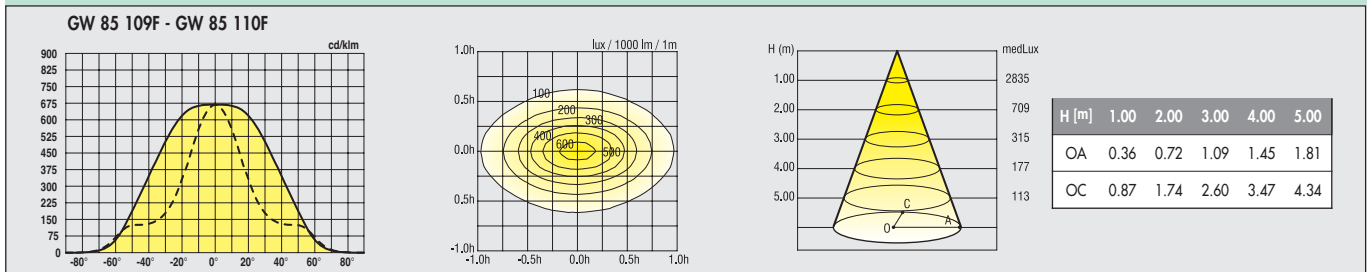
GW 85 221S - GW 85 221M
GW 85 223S - GW 85 223M



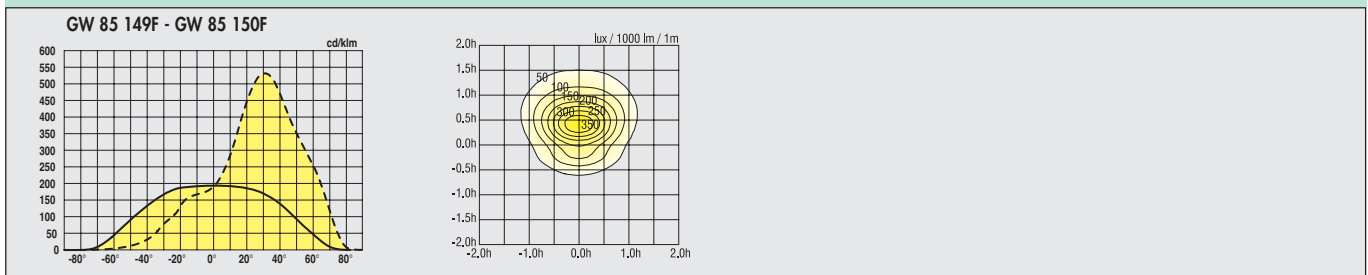
HORUS 3

COURBES PHOTOMÉTRIQUES

OPTIQUE SYMÉTRIQUE 1x120W FSQ

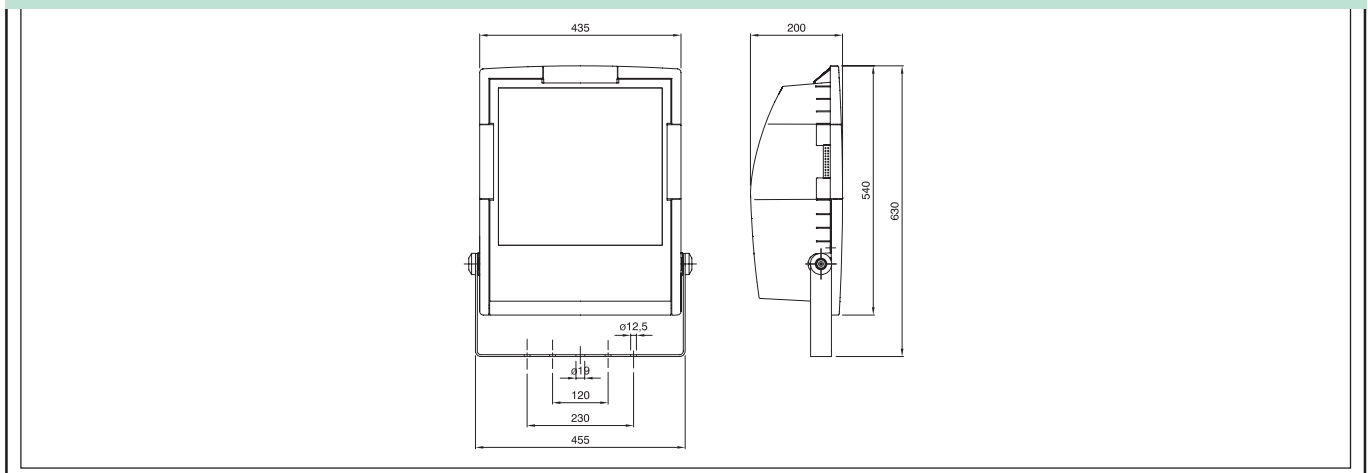


OPTIQUE ASYMÉTRIQUE 1x120W FSQ



TABLEAUX DIMENSIONNELS

HORUS 3



COMPLÉMENTS TECHNIQUES

