



DST8-DIN

8-way DMX Splitter

Instruction Manual

Models:

DST8-3-DIN, DST8-5-DIN

DST8-C-DIN

version 1.0 since 2 June 2017

ATTENTION!

This instruction manual contains important information about the installation and the use of the equipment. Please read and follow these instructions carefully.

Always ensure that the power to the equipment is disconnected before opening the equipment or commencing any maintenance work.

IMPORTANT SAFETY INFORMATION

Failure to comply with these precautions or with specific warnings in this manual violates safety standards of design, manufacture, and the intended use of this equipment. Do not operate this equipment in the presence of flammable gases or fumes. Operation of any electrical instrument in such an environment constitutes a definite safety hazard. Device should never be placed near or over a heat register or other source of heated air and it should not be installed or operated without proper ventilation.

Mains AC85-265V

AC power is connected via Neutrik PowerCon blue connector. Standard supply is UniSchuko lead 1.5m with Neutrik PowerCon. Always respect marking of L and N on connector for correct wiring of Line and Neutral when the connector is repaired or replaced. Device is equipped with MCB with 2A fusing capacity + additional fuses.

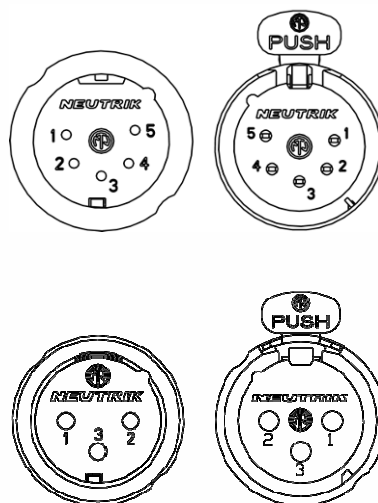
DMX connection

DMX connectors are located on the front side of splitter board. These are separated to two groups. First group is wired in ratio 1:1 and is marked as DMX input and DMX thru. This line is not optically isolated and when device is the last in line, it should be terminated by the termination switch of 120ohm.

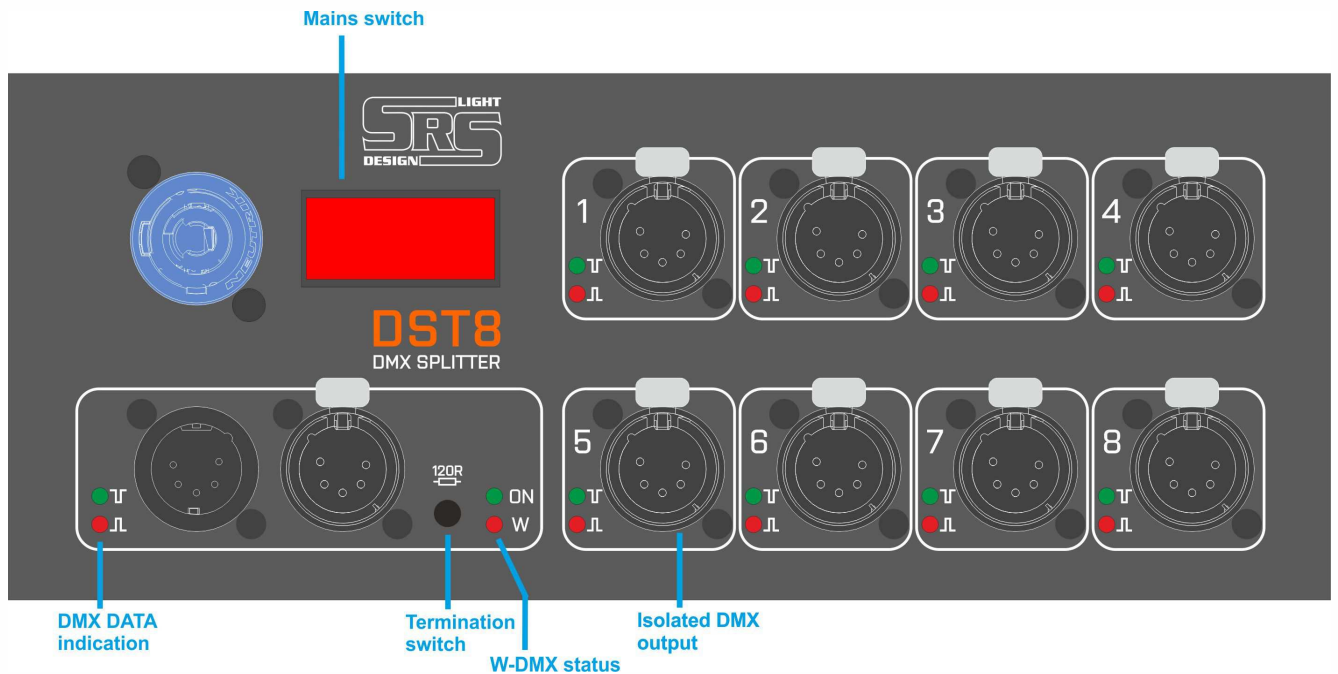
The other part of splitter consists of 8 optically isolated lines marked as 1-8. Each line has a separate power supply, line driver and indication of signals D+, D- on both signal lines. These LEDs are active when splitter is retransmitting DMX signal and there is no short circuit between data lines.

In case of short circuit between data pins D+/D- to the CMN pin, the LED connected to data line will be off.

Pin 1 Ground / Common
Pin 2 Data -
Pin 3 Data +



Front panel description:



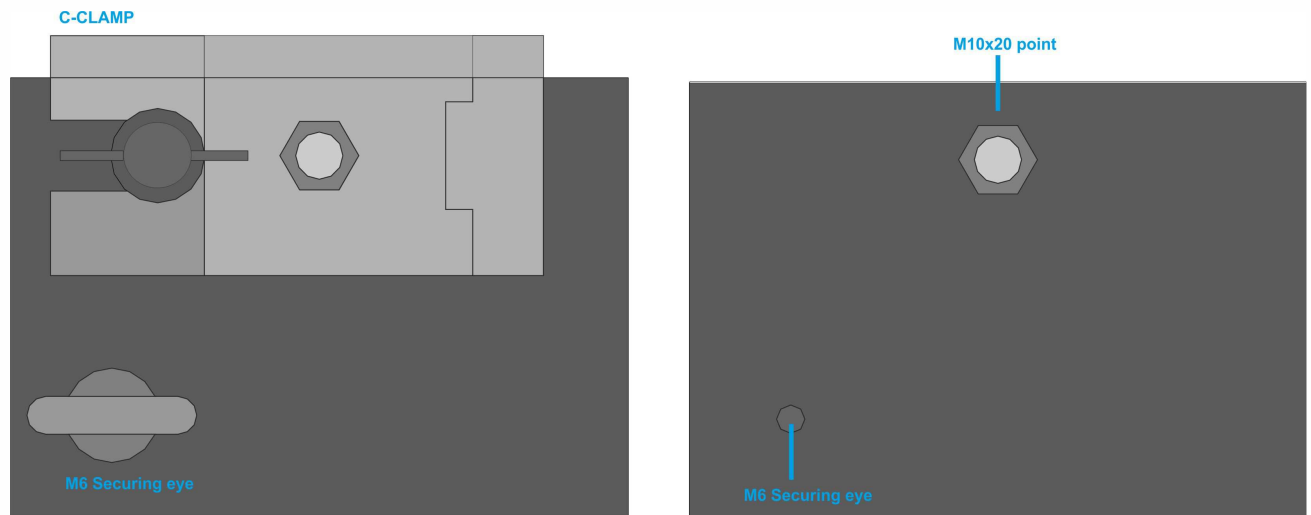
DIN rail holder:

DIN rail terminals are located on the rear side of DST8-DIN splitter.



C-clamp + Securing point:

DST8-DIN splitter is also equipped with M10x20 point for C-clamp and Securing eye connection point. These points are located on the right side of the device. C-clamp is not included in the device.



Device in use:

By default, Power LED indicates the device is on main power. If there is no power light present, please check the main power input. If the DMX cable is connected to the device, LEDs marked as D+ and D- go on for side marked as DMX input, thru and this indicates that DST8 is receiving the DMX signal. Speed of light on these LEDs also indicates the refresh rate of DMX signal. Fast blinking – high refresh rate, slow blinking – slow refresh rate.

There are 8 optically isolated outputs that retransmit the DMX input signal. If any of data LEDs is off, unplug the signal cable corresponding to this output and check the cable for short circuit between D+ and CMN or D- and CMD lines.

Should there be any problem, please do not hesitate and contact us at sales@srs-group.com or +421244681417 and stay calm. SRS Light Design will certainly help you fix all the problems.

Technical data

Mains input:

AC 100-255V /50-60Hz/ 15W

DMX Input / Output:

8x USITT DMX512 /RS485/ isolated to 1000V, amplified

Size/Weight:

Metal box with powder coating: 240x100x135mm /without accessories/
1.7 kg

Mounting points:

DIN rail holder located on the rear side
M10x20 C-clamp holder point
M6 securing eye holder point

Package consist of:

DST8-DIN + DIN terminal holder
1.5m Unischuko to PowerCon cable
Wall-mount holders with screws

Temperature of use:

-10 °C...+45 °C

Warranty:

Two-year /24-month/ warranty

DECLARATION OF CONFORMITY **According to guidelines 89/336 EEC and 92/31 EEC:**

Name of producer: SRS Group s.r.o.

Address of producer: Rybnicna 36/D, SK- 83106 Bratislava, Slovak Republic

Declares that the product

Name of product: DST 8-way DMX Splitter


Type: DST8-DIN

Corresponds to the following product specifications:

Safety: EN60065, resp. EN 60950

EMC: EN55103-1, resp. EN55103-2

Bratislava, 10 November 2011



Robert Sloboda

Copyright 2017 SRS Group, s.r.o. | Specifications subject to change without notice.
Document: DST8_en_manual_M089 | Version 1.0 | Actual as of: 2 June 2017



SRS Group s.r.o.

Rybnicna 36/D | 831 07 Bratislava | Slovakia
Phone: +421 2 44 681 417 | Fax: +421 2 4468 1419
Email: sales@srs-group.com | www.srs-group.com

