

### GENERAL

The Shure WA391 Rack Mounting Kit allows the Shure T4 Diversity Receiver to be mounted on a standard audio equipment rack. Each kit includes a mounting bracket and attaching hardware.

### MOUNTING INSTRUCTIONS

#### Attaching the Bracket to the T4 Receiver

1. Retract the receiver antennas and fold them down so that they lay flat on the receiver, as shown in Figure 1.

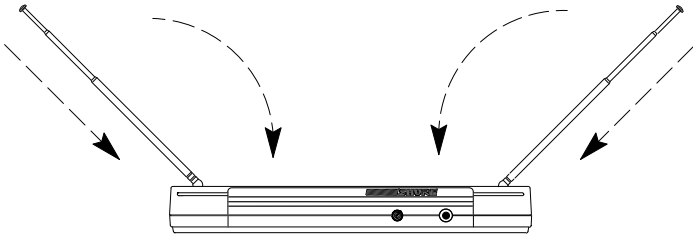


FIGURE 1

2. Insert the receiver through the rectangular cutout in the bracket, as shown in Figure 2.

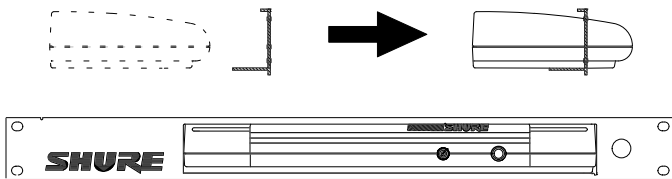


FIGURE 2

3. Align the three holes on the bottom of the bracket with the row of holes on the bottom of the receiver. Then secure the bracket to the receiver with the three smaller screws and washers supplied with the kit. See Figure 3.

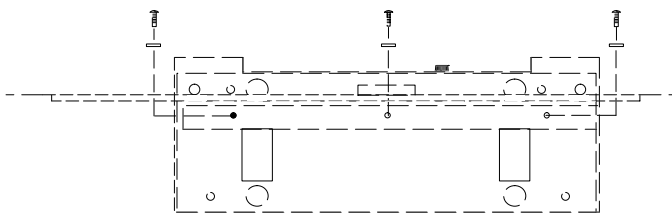


FIGURE 3

#### Mounting the Bracket and T4 Receiver on a Rack

1. Secure the bracket to the rack with the four screws supplied with this kit, as shown in Figure 4.

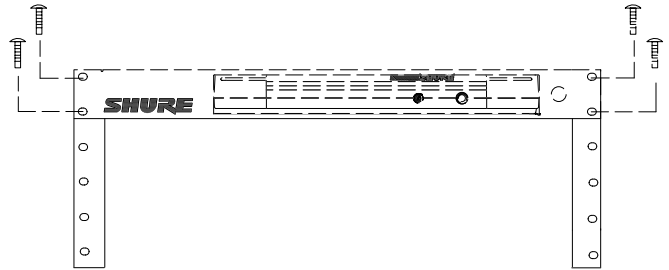


FIGURE 4

**NOTE:** The receiver should be positioned in the top rack space so that the antennas can be fully extended.

2. Fold the antennas up so they are 45° from vertical, as shown in Figure 5. Then extend them as far as possible.

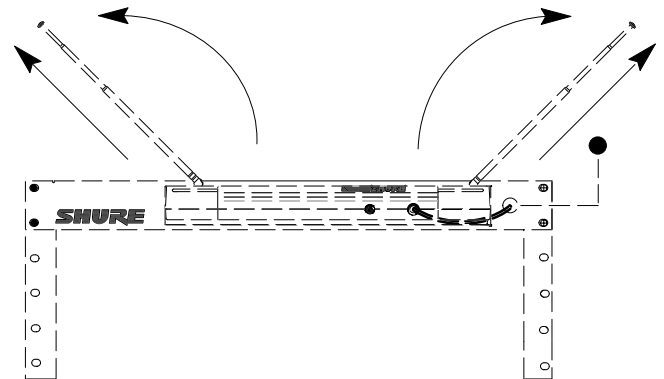


FIGURE 5

**NOTE:** The antennas should not touch the rack or other metal objects.

3. If you wish to connect the unbalanced audio output from the phone jack connector on the front of the receiver to a rack mounted amplifier or mixer, thread the cable through the hole on the right side of the bracket and connect it to the amplifier or mixer input. Refer to Figure 5.
4. If you are using the rear audio output connector (balanced, XLR), cover the hole in the bracket with the supplied cap. Refer to Figure 5 above.

**NOTE:** For more information on rack mounting, call Shure Customer Service.

# SHURE®

SHURE Incorporated Web Address: <http://www.shure.com>  
222 Hartrey Avenue, Evanston, IL 60202-3696, U.S.A.  
Phone: 847-866-2200 Fax: 847-866-2279  
In Europe, Phone: 49-7131-72140 Fax: 49-7131-721414  
In Asia, Phone: 852-2893-4290 Fax: 852-2893-4055  
Elsewhere, Phone: 847-866-2200 Fax: 847-866-2585